

R  
CLASS





EXPERIENCE THE  
EXCEPTIONAL





Your yacht is an extension of yourself. A statement of your lifestyle. She needs to deliver unforgettable experiences for you, your family and friends. Every Princess yacht is designed with our forward-thinking mentality and crafted with meticulous attention to detail. So whether you're dashing across the water or moored in your favourite bay, you will recognise the difference our design and details make, inside and out.

Experience the exceptional.



## CRAFTED IN PLYMOUTH

Perched on the edge of the English Channel lies the city of Plymouth, where we established our home in 1965. Today Princess shipyards cover an area of over 1.1 million square feet, an area rich in British maritime heritage. In fact, South Yard, where our X Class Super Flybridge yachts are constructed, is a former naval yard dating back to the 17th century. From the outset, our goal has been to meticulously sculpt our yachts around our owners' enjoyment of them. Such dedication and attention to detail resonates deeply with our Plymouth craftspeople.

Over 3,000 people, each possessing a mastery of their skill, fastidiously realise this vision in our shipyards. Through a culture of innovation, our yachts are not only some of the most technically-advanced in the world but also the most beautifully realised.





## EXPERIENCE STATE-OF-THE-ART TECHNOLOGY

Weight is key for a high performance boat, so almost everything from the hull to the locker lids in our R Class yachts is built from carbon fibre. This delivers a weight saving of an impressive 15-20% compared to conventional glass fibre. We have also saved 300kg through using a surface film rather than a standard gel coat. This covers the carbon fabric, which helps to stop the weave from coming through to the surface and showing up under paint over time. As the first boat crafted from state-of-the-art technology, with carbon in its DNA, we decided to build a fully operational prototype. No boat has ever been so rigorously taken to task in so many sea trials. The lucky few that have so far been able to experience her technology have described her as a breath-taking driving experience that leaves you speechless.





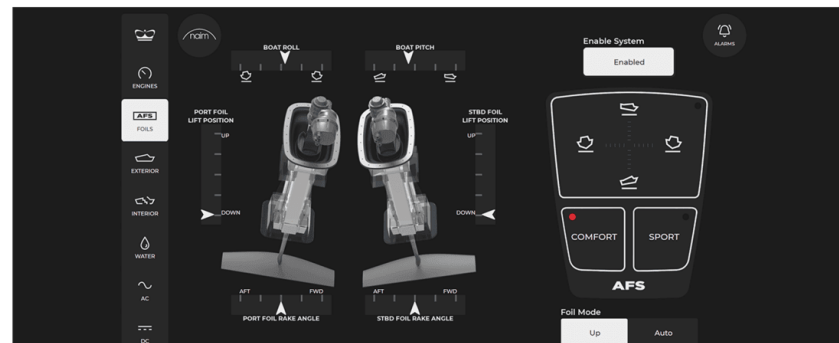
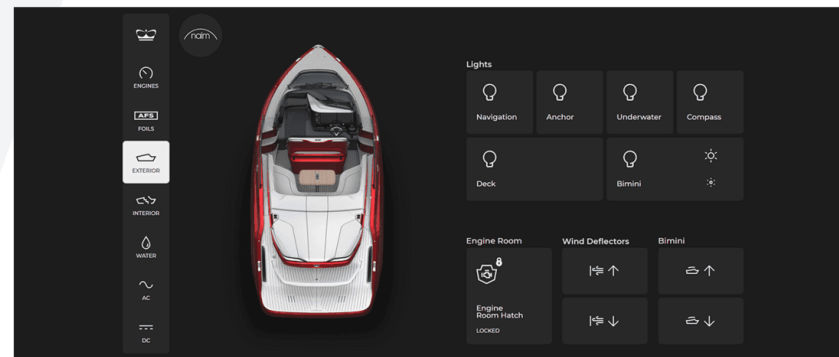
## THE PRINCESS ACTIVE FOIL SYSTEM (AFS)


Hydrodynamics are the new fast forward in yachting. The Princess AFS developed in partnership with BAR Technologies - the British company behind Britain's attempt to win back the America's Cup, works in conjunction with the hull to dramatically improve stability, comfort and seakeeping whilst reducing drag by up to 30%. Port and starboard foils adjust independently of each other, their positions calculated 100 times per second by an onboard computer to re-define ride comfort and high-speed cornering ability. Unlike other foil technologies, AFS does not lift the hull out of the water. Instead, it adjusts the heel angle and attitude of the boat ensuring the most effective contact area at the bow at any speed for stable travel and extreme levels of grip. A mode selector at the helm allows you to choose between Sport and Comfort control algorithms which adjust the attitude and responsiveness of the foils to suit your wishes. AFS works with the sea rather than battling against it, providing a completely new, on the water experience.



## PILOT THE FUTURE

The control centre of on board technology; her helm station is a pleasure to pilot. Two state-of-the-art, 17-inch glass touchscreens seamlessly integrate the combined power of Volvo and Garmin, with an immersive user interface designed exclusively for Princess, they display continuous engine and onboard data. From here you can control the AFS for a truly interactive piloting experience and monitor and control all systems including the prestigious Naim audio system. All onboard systems can also be controlled from the convenience of your own handheld device thanks to app control - putting you at the centre of her power.





## DRIVEN DESIGN BY PERFORMANCE

The Princess Design Studio were challenged to maintain the high level of design and finish Princess yachts are renowned for when furnishing our smallest ever yacht. With safety and comfort paramount, the designers worked closely with engineers throughout for the best possible outcome. All materials are attributes to the boat in terms of performance as well as for aesthetic appeal. Finding the perfect balance between weight and finishing was essential, so lightweight quality finishes can be seen throughout. Upholstery is fixed down so as to withstand 50 knots and due to innovation, many finishes normally found on larger yachts were used. A sign of quality not compromise.





## R CLASS

Born of a desire to combine the very finest of Princess's experience with new technologies, materials, and engineering that challenge the boundaries of yachting - R Class is our range of performance sports yachts. In a first for the yacht industry, we partnered with BAR for their America's Cup winning technology and legendary Italian designers, Pininfarina on what is their first ever boat. The result has torn up the rulebook, rocked the boat industry and set the benchmark for the next generation of Princess yachts.

# R35





A combination of stunning design, quality and race-bred technology, the R35 is a revolutionary performance experience at all speeds. Twin direct injection V8 petrol engines with variable valve timing provide exceptional levels of torque and responsiveness to safely power her to an exhilarating 50 knots: the fastest-ever Princess. Her windshield is a sweep of curved glass, tuned using Computational Fluid Dynamics. Together with deployable side wind deflectors, the airflow moves cleanly above the cockpit and passengers' head levels to create a neutral 'bubble' enabling you to ride in comfort, protected from the wind. The aerodynamically tuned twin air outlets on the transom help suppress any back spray on the stern of the boat. Aft of the cockpit a sun-pad invites you to soak up the sunshine before you step down to the elegantly proportioned swim platform to cool off. A masterpiece - her technologically tuned form and insatiable performance, place her in a class of her own.









Inside, the Princess Design Studio has thought outside the box. Traditional materials and craftsmanship combine with state-of-the-art manufacturing techniques to deliver an unrivalled experience for up to 8 people. Triple hand-stitched helm seats place you before twin 17" bespoke touchscreens from which you assert command of all engine performance and onboard living data. Below deck, wrap-around windows with carefully considered aerospace beadlighting surround an innovative screen that displays a panoramic view from the bow. Her well-equipped galley is complimented with a U-shaped sofa and dining table that can be converted to a double berth.







EXPERIENCE THE R35






TAKE A VIRTUAL TOUR OF THE R35




## DETAILS AND FINISHES









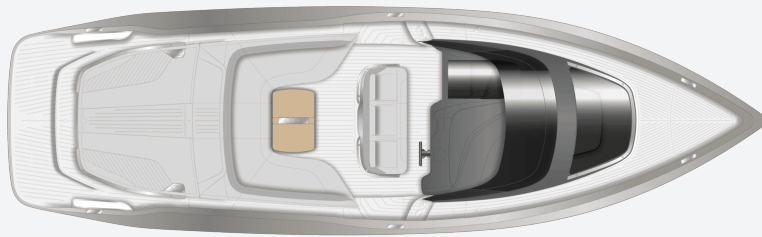





**R35**  
SPECIFICATION







R35 Main Deck



R35 Lower Deck

PRINCIPAL DIMENSIONS

<b>Length overall</b>	35ft 9in (10.89m)
<b>Beam</b>	10ft 8in (3.27m)
<b>Draft</b>	2ft 6in (0.76m)
<b>Displacement approx. (half load)</b>	6,500kg (14,330lbs)*
<b>Fuel capacity</b>	132 gal/159 US gal/600l
<b>Water capacity (excl. calorifier)</b>	31 gal/37 US gal/140l

ENGINES

<b>VOLVO Petrol V8 (2 x 430mhp)</b>	Speed range: 45-50 knots†
-------------------------------------	---------------------------

## FULL SPECIFICATION

---

### DECK FITTINGS

- Esthec laid transom platform, cockpit deck, foredeck, steps to side decks and side decks with white caulking
- Reversible electric anchor winch with helm position and foredeck controls
- Self-stowing 16kg galvanised anchor mechanism with 30m of galvanised chain
- Discrete retractable stemhead roller with automatic anchor launch and retrieve
- Chain locker hatch
- Stainless steel pop-up bow, stern and spring cleats
- Stainless steel foredeck grabrail
- Fender landings / deck mounted sockets
- Foredeck glazing with integrated blind
- Full set of IMCO navigation lights
- Riding light
- Illuminated crown logo to transom
- Electric horn
- Ensign socket and pole
- Windscreen with wind deflector/grab rail
- Fuel and water fillers

### COCKPIT

- Self-draining
- U-shaped upholstered seating/dining area with handholds and folding central section to reveal Esthec laid step to cockpit from transom with white caulking
- Teak folding removable table with deck mounting sockets in two positions
- Aft sunbathing area with handrails aft and outboard
- Exterior seating and sunbeds in reticulated foam
- Steps to side decks
- Stairway to lower accommodation with sliding companionway hatch
- Storage lockers port and starboard
- Fender storage in cockpit hatch
- Rope storage locker
- LED deck level lighting
- Stainless steel grabrails
- Storage compartment below helm seating
- Locker with remote fire and fuel cocks
- 220/240v shore support inlet

- 12v exterior splash proof power point
- JL Audio M6-650X-L waterproof speakers (2) linked to Naim audio system located in saloon
- Life raft storage locker
- Powered engine access hatch with storage rack system on underside
- Lazarette access hatch with gas strut support
- Esthec laid walkway below cockpit sunbed upholstery leading to bathing platform with white caulking
- Retractable rescue ladder in bathing platform
- Bathing ladder with deck mounting sockets
- Hot and cold transom shower
- Sunbrella tonneau cover

### HELM

- Triple helm seat with sit/stand facility for helmsman
- 2 x 17" glassbridge displays incorporating GPS/chartplotter, full engine instrumentation, fuel gauges and engine controls



- Autopilot
- Electro hydraulic active foil and ride control interface
- Power-assisted hydraulic steering system (adjustable steering wheel)
- Remote control anchor winch
- Sterndrive trim controls
- VHF with DSC R/T
- Speed and distance log (with sea temperature)
- Echo sounder with alarm
- High-speed compass
- Horn control
- Bilge pump controls with visual 'pump running' warnings
- Waterproof USB charging point
- Windscreen wipers with freshwater windscreen wash

### **SALOON**

- U-shaped sofa/dining area, converting to double berth with stowage for infill cushions
- Dining table
- Naim audio system linked to cockpit speakers
- Skylight with integrated blinds
- LED overhead and concealed lighting
- Esthec flooring with white caulking

- Hull windows

### **GALLEY**

- Worktop is in solid surface, Carrera Grey satin finish
- Stainless steel sink with mixer tap
- Waste bin
- Drawers and storage cupboards
- Fridge
- LED overhead and task lighting
- 220/240v outlets (2)
- USB charging point (1)
- Esthec flooring with white caulking

### **BATHROOM**

- Wash basin with solid surface worktop
- Mirror
- Storage locker
- Shower compartment with automatic pump out
- Extraction ventilation
- LED overhead and concealed lighting
- Bathroom accessories
- Esthec flooring with white caulking

### **POWER AND DRIVE SYSTEMS**

- Twin duo-prop stern drives
- Engine room lighting
- Powered engine room access hatch
- Power-assisted electro-hydraulic steering system
- Princess Active Foil System with interface at helm position
- Electronic engine and gear shift controls
- Engine room extraction
- Lazarette extraction

### **ELECTRICAL SYSTEMS**

12 Volt:

- 2 x heavy duty batteries for engine starting
- 2 x heavy duty auxiliary batteries
- Battery link facility between engine start batteries with remote control at helm position
- Remote battery master switches at master switch panel
- Circuit breakers on all circuits

220/240 Volt

- 32 amp shore support inlet
- Polarity check system
- Earth leakage safety trip

- Power points in: galley/saloon

### **FUEL SYSTEM**

- Twin fuel tanks with interconnection system giving 132 gal / 159 US gal / 600l capacity (Installation includes vapour detectors with automatic extraction)
- Fuel fillers on port and starboard side decks
- High-capacity simplex fuel filters with water traps
- Remote fuel cocks in cockpit locker
- Fuel level indication at helm station

### **WATER SYSTEM**

- Water tanks totalling 31 gal/37 US gal/140l plus 8 gal/10 US gal/36l hot water calorifier
- Water heated by engines and 240v immersion heater
- Automatic water pump with filter
- Deck filler
- Electric freshwater toilet system with 18 gal/21 US gal/80l holding tank, content gauge and electric overboard discharge and dockside discharge system

### **FIRE EXTINGUISHERS**

- Automatic/manual override fire extinguishers in engine room and lazarette with warning system at helm position
- Hand-operated fire extinguishers (2) in galley and helm position

### **BILGE PUMPS**

- Automatic/manual override electric bilge pumps in engine room, lazarette and forward accommodation (3 in all)
- High-capacity manual bilge pump with valve system and suction points in same areas
- Electric bilge pumps have controls and warning indication with audible alarm at helm position

### **OTHER STANDARD EQUIPMENT**

- Ensign staff
- Fenders (4)
- Mooring warps (2)
- Boat hook
- First aid kit
- Tool kit
- Digital manuals (including engine manuals)
- Ship's document case
- Anchor winch back up handle

### **FINISHES**

- Esthec laid decks to all deck areas with white caulking
- Esthec laid floor to all areas in lower accommodation with white caulking
- Furniture in Silver Oak (satin finish)
- Thermoformed solid surface wash basin counter top in bathroom
- Worktop is in solid surface Carrera Grey satin finish
- A choice of Princess Design Studio, high tech styling schemes to complement the range of hull colours
- Blinds or sunscreens to all windows